

TEL. 9575997, 9567298, 9554725

JANATA BANK LIMITED

For Previous Rate Sheet Click

PABX-575,

TREASURY DEPARTMENT

<https://goo.gl/URA0t4>

Mail: fxdeal@janatabank-bd.com

HEAD OFFICE, DHAKA

Exchange Rate Circular - 24

**INDICATIVE ONLY: Rates may vary in the**

DATE : 03 Feb 2020

EFFECTIVE DATE: 03 Feb'2020

same day

Monday

A) CROSS RATE OF SYD, TOK, HKG &amp; S.E. ASIAN MARKETS AS ON 03/02/2020

	GBP/USD	EUR/USD	USD/JPY	USD/C.DLR	USD/S.FRA	AUD/USD
SELLING	1.3162	1.1081	108.5300	1.3242	0.9640	0.6731
BUYING	1.3158	1.1080	108.5400	1.3243	0.9643	0.6731

B) JANATA BANK LTD'S CASH

CURRENCY &amp; T.C TO PUBLIC TK PER UNIT OF FOREIGN CURREN

SELLING	CURRENCY	BUYING	SELLING	CURRENCY	BUYING
88.0000	US Dollar	87.0000	23.6000	Saudi Riyal	22.7000
113.9000	G. B. Pound	110.9000	24.0000	UAE. Dirham	23.0000
96.2000	Euro	93.6000	20.7000	MAL. Ringit	19.4000
59.2000	Aus. Dollar	57.2000	1.2600	Indian Rupee	1.2000

BE SAME AS SELLING T.T.&amp; O.D AND BUYING O.D. TRANSFER

C)	SELLING		NAME OF CURRENCY	BUYING			
	T.T.& O.D.	B.C.		T.T.CLEAN	T.T.DOC	O.D.SIGHT EXP.BILLS	O.D. TRANSFER
	84.9500	84.9500	US Dollar	84.2000	84.1500	84.1000	83.9000
	112.7561	112.8956	G. B. POUND	111.4272	111.1088	110.8835	110.4383
	96.3312	96.4644	EURO	95.0141	94.6644	94.4405	93.5666
	0.8049	0.8103	JP. YEN	0.7839	0.7771	0.7758	0.7730
	66.1567	66.3006	CAN. DLR	66.0391	65.8657	65.6690	65.0623
	88.7759	88.9471	SWISS. FRANC	88.0980	87.9046	87.8183	87.7119
	222.2109	222.7752	OMANIAN RIYAL	219.1444	218.9107	218.2686	217.9466
	11.0000	11.4221	H.K. DLR	10.9126	10.9010	10.8691	10.8373
	63.7585	65.2304	SING. DLR	63.9500		63.7036	62.0629
	2.7394	2.7504	THI. BAHT	2.7123		2.7015	2.6936
	20.8224	20.8797	MAL. RINGIT	20.6078		20.5258	20.4657
	23.3010	23.3092	UAE. DIRHAM			22.9816	22.9143
	22.8110	22.8690	SAUDI RIYAL			22.5007	22.4300
	23.4874	23.9392	QATAR RIYAL				22.7013
	284.5595	284.8582	KUWAIT DINAR				276.0000
	224.0267	224.1063	BAHRAIN DINAR				219.2775
	12.9450	13.1559	CHINESE YUAN				11.5000

D) USANCE RATE:	30 DAYS	60 DAYS	90 DAYS	120 DAYS	150 DAYS	180 DAYS
US Dollar	83.5988	83.1077	82.6165	82.1253	81.6342	81.1430
G. B. POUND	110.2335	109.5835	108.6550	108.2835	107.6335	106.9835
EURO	93.8863	93.3320	92.5402	92.2235	91.6693	91.1150

E) FORWARD RATE:		1 MONTH	2 MONTHS	3 MONTHS	6 MONTHS	1 YEAR
SELLING	US Dollar	86.0894	86.5287	86.9181	88.2861	0.0000
BUYING	US Dollar	85.0982	85.1964	85.4946	85.6893	0.0000


F) NFCD INTT RATE, EFFECT ON: 01.02.2020 To 15.02.2020	1 MONTH	3 MONTHS	6 MONTHS	12 MONTHS
US Dollar	1.39525	1.52713	1.52925	1.59713
G. B. POUND	0.37975	0.45088	0.50150	0.56375
EURO	0.00000	0.00000	0.00000	0.00000


G) LIBOR AS ON 31/01/2020, 60 DAYS 1.73100 90 DAYS 1.75113 180 DAYS 1.74525


H) INDICATIVE RATE OF 01 SDR, USD WITH NTL, CUR OF ACU MEMBERS AS IMF RATE 31/01/2020	IN.RS	N.RS	SL.RS	PK.RS	BD TK	USD
USD 1	71.5094	115.0213	182.9841	140.6396	84.5800	
SDR 1	98.4649	158.3787	251.9603	193.6540	116.4626	1.3770


IN CASE OF AUS. DOLLAR CASH RATE WILL BE USED FOR T.T ALSO

Rates mentioned in row C, D, E and F are applicable only for bank's own customers.

  
 Md. Nur Islam  
 PO  
 Prepared By

  
 Md. Mokhlesur Rahman  
 SPO  
 Checked By

  
 M.M. Awrangzeb  
 AGM  
 Authorised Signature

  
 Md. Tofazzal Hossain  
 DGM  
 Authorised Signature